

WINDOW
ACCCESSORY
COMPANY
INCORPORATED




*“The Finest In
Between-Glass Venetian Blind Technology”*




TRUE
WHITE



OFF
WHITE



ALABASTER



GRAY



ANTIQUE
WHITE



SILVER



FAWN



BRONZE



PEBBLE
TAN



UMBER

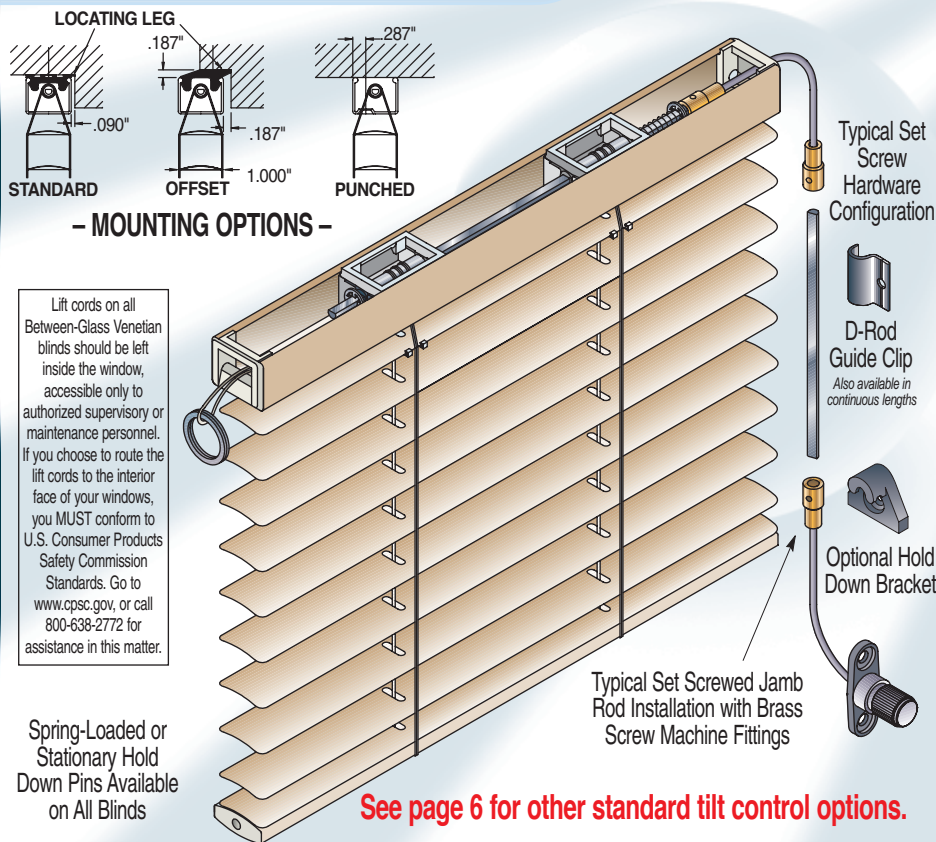
1000 Series (1") Metal Between-Glass Venetian Blind

See Page 5 for Optional Set Screwless Hardware

Differences Between 1" and 5/8" Blinds

When deciding between 1" and 5/8" blinds, please note:

- **COST**
1" blind is less expensive
- **AIR-SPACE DIFFERENCES**
1" blind requires a minimum airspace of 1-1/8"
5/8" blind requires a minimum airspace of only 3/4"
- **THICKNESS OF SLAT**
1" blind uses a more resilient slat that is .008" thick
5/8" blind uses a slat that is .006" thick (Once the blinds are safely installed within the window, resiliency is not an issue as the blinds are protected by the glazing materials in your window system.)
- **AESTHETICS**
Due to the thinner slats, the 5/8" blind is easier to look through in the open position – see photos below right.
- **SHADING**
1" blinds will exhibit better shading coefficient characteristics than 625 Series 5/8" Blinds.
- **BEWARE**
Some manufacturers will refer to their 15mm blind as a **NOMINAL 1/2" BLIND**. A 15mm slat is .591" wide. Our headrail and bottomrail are .625" wide. This insures that our 625 Series Blind will fit into and operate well, within a 3/4" air space. Extra clearance should be allowed with polymeric glazing materials.



1000 Series – (1") Architectural Guide Specifications

SECTION:

8520 - Aluminum Windows
8600 - Wood Windows

PART 1 - GENERAL

Paragraph 2 - Window Components
Sub-Paragraph
- Venetian Blinds

Headrail

Headrail shall be 1.085" wide x .875" high x .050" thick 6063-T5 extruded aluminum with a baked-on polyester powder coat finish conforming to AAMA specification #603.8-1985 voluntary specification for organic coatings on architectural extrusions.

Bottomrail

Bottomrail shall be 1.000" wide x .375" high x .050" thick 6063-T5 extruded aluminum with a baked-on polyester powder coat finish conforming to AAMA specification #603.8-1985 voluntary specification for organic coatings on architectural extrusions.

Slat Stock

Slat shall be .008" thick virgin aluminum alloy. Slats to be finished with organic primer and baked-on enamel finish coat to withstand 500 hours of exposure to 100% relative humidity, 300 hours at 20% salt spray solution at 95°F, and 250 hours of accelerated weathering without blistering, fading, or corroding. Color to be from standard color chart as selected by the architect.

Ladder Cord

Shall consist of braided synthetic yarn designed to have maximum flexibility and tensile strength. Ladder cord locations shall not exceed 6" from the end of the slat or 24" apart.

Ladder/Tape Drum Support

Ladder/Tape Drum Support shall be constructed of plastic material to prevent corrosion. All lift cords shall be guided by the Ladder/Tape Drum Support over a plated steel pin assembly to minimize wear on the lift cords and facilitate the operation of raising and lowering the blind. Routing the lift cords over a plastic surface shall not be allowed. Ladder/Tape Drum supports shall be held in place by a snap-on clip to ensure that they are firmly secured in position.

Lift Cord

Consists of braided synthetic yarn with a minimum tensile strength of 130 lbs. Lift cords shall be securely fastened to the bottomrail at a distance not to exceed 48" between cords. Standard lift cord shall have a zinc plated steel lift ring at the end to secure the blind in the "up" position during shipment of windows. Ring diameter shall not exceed .875". Lift cord shall run over a .187" diameter zinc plated steel pin in the headrail end cap to minimize wear on the cord and headrail end cap.

Mounting Hardware

Standard mounting shall be accomplished using a 33% glass filled nylon mounting clip designed to match the profile of the headrail allowing the headrail to be "snapped" into place, and be removable.

Optional methods of installation to be a punched and dimpled hole in the headrail, or offset snap-in clip.

Tilt Control Knob

Standard tilt control knob shall be a maximum diameter of .500" with serrations around its perimeter to facilitate operation. Tilt knob shall be designed to be fastened to the window using #10 pan head or #8 truss head fasteners.

Many other tilt knob options also available.

Flexible Cables

Flexible cable operators shall be constructed using brass or bronze coated high tensile steel wire wound in four layers to an outside diameter of .130". Brass fittings on the ends of the flexible cables shall not be less than .3125" in diameter. All fittings shall be crimped in six locations onto flexible cables to insure that the fittings will not work loose from the end of the cable under normal use conditions. Exposed cable shall be sheathed in .015" thick weatherstrip grade vinyl. Cables attach to D-shaped steel control rod using #4-40 stainless steel set screws. Standard length of finished cables shall be 6".

Optional fiberglass reinforced cable fittings which are molded directly onto the flexible cables can be specified so that jamb rods can be installed without the use of set screws.

Slip Mechanism

Blind shall be designed with a slip mechanism which will minimize damage due to over tilting the blind. When the blind reaches its closed position and the tilt knob is turned, there will be no damage to the blind or its operational hardware.

The slip mechanism shall be accomplished by utilizing a 33% glass filled nylon tape drum assembly which will minimize discoloration of the ladder cord during long term operation.

Tilt Rod Assembly

The spring loaded tilt assembly within the headrail shall be designed to allow approximately 1" lateral movement of the tilt rod away from the control end of the headrail.

Tape Spacers

Clear plastic spacers shall be used on the top slat at all ladder locations to insure proper tilting and alignment of the blind. Clear plastic injection molded tape spacers shall be used to eliminate scratches on the headrail and the second slat.

Continued efforts in product improvement may change specifications.

625 Series

1000 Series



625 Series (5/8") Metal Between-Glass Venetian Blind

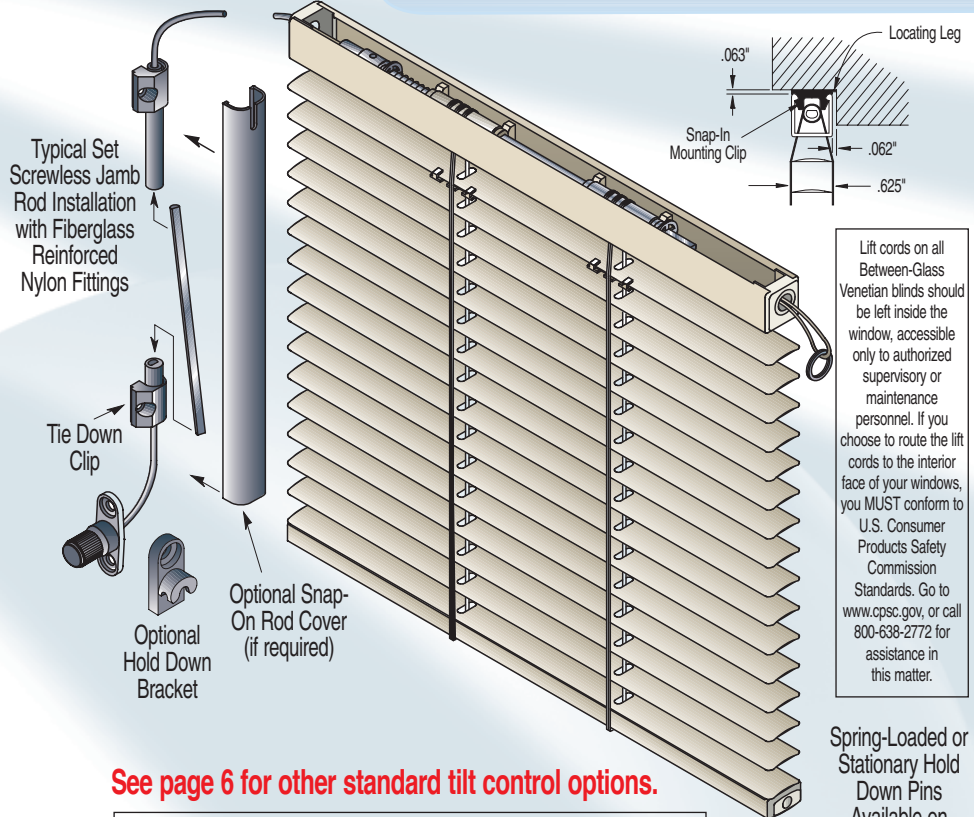
Quality Standard Features

WACI blinds are made with .008" thick slats on 1" blinds, and .006" thick slats on 5/8" blinds. All slats are finished with an organic primer and a baked-on enamel finish coat. This finish is designed to withstand 500 hours of exposure to 100% relative humidity and 300 hours at 20% salt spray weathering without blistering, fading or corroding.

Our extruded aluminum rails are much more rigid than conventional thin rolled steel rails and they can be installed using our convenient snap-in mounting clips. Extruded aluminum is also less prone to corrosion in the extreme environment created between glass.

All WACI blinds are designed to operate using flexible cables constructed of brass or bronze coated high tensile strength steel wire wound in four layers to an outside diameter of .130". Blinds can be installed using brass fittings and stainless steel set screws on the ends of the cables, or fiberglass reinforced nylon fittings which are injection molded directly onto the flex cables. If the injection molded nylon fittings are used, the jamb rods can be installed without the use of set screws.

See Page 4
for Optional Set Screwed
Hardware



Lift cords on all Between-Glass Venetian blinds should be left inside the window, accessible only to authorized supervisory or maintenance personnel. If you choose to route the lift cords to the interior face of your windows, you MUST conform to U.S. Consumer Products Safety Commission Standards. Go to www.cpsc.gov, or call 800-638-2772 for assistance in this matter.

Spring-Loaded or Stationary Hold Down Pins Available on All Blinds

See page 6 for other standard tilt control options.

Note: 625 Series Blinds larger than 15 square feet may not close as tightly as smaller units.

625 Series – (5/8") Architectural Guide Specifications

SECTION:
8520 - Aluminum Windows
8600 - Wood Windows

PART 1 - GENERAL
Paragraph 2 - Window Components
Sub-Paragraph - Venetian Blinds

Headrail
Headrail shall be .625" wide x .650" high x .050" thick 6063-T5 extruded aluminum with a baked-on polyester powder coat finishing conforming to AAMA specification #603.8-1985 voluntary specification for organic coatings on architectural extrusions.

Bottomrail
Bottomrail shall be .625" wide x .375" high x .050" thick 6063-T5 extruded aluminum with a baked-on polyester powder coat finish conforming to AAMA specification #603.8-1985 voluntary specification for organic coatings on architectural extrusions.

Slat Stock
Slat shall be .006" thick virgin aluminum alloy. Slats to be finished with organic primer and baked-on enamel finish coat to withstand 500 hours of exposure to 100% relative humidity, 300 hours at 20% salt spray solution at 95°F, and 250 hours of accelerated weathering without blistering, fading, or corroding. Color to be from standard color chart as selected by the architect.

Ladder Cord
Shall consist of braided synthetic yarn designed to have maximum flexibility and tensile strength. Ladder cord locations shall not exceed 5" from the end of the slat or 16" apart.

Ladder/Tape Drum Support
Ladder/Tape Drum Support shall be constructed of plastic material to prevent corrosion. All lift cords shall be guided by the Ladder/Tape Drum Support over a plated steel cord pin assembly to minimize wear on the lift cords and facilitate the operation of raising and lowering the blind. Routing the lift cords over a plastic surface shall not be allowed.

Lift Cord
Consists of braided synthetic yarn with a minimum tensile strength of 130 lbs. Lift cords shall be securely fastened to the bottomrail at a distance not to exceed 32" on blinds larger than 15 square feet and 48" on blinds smaller than 15 square feet. Standard lift cord shall have a zinc plated steel lift ring at the end to secure the blind in the "up" position during shipment of windows. Ring diameter shall not exceed .682". Lift cord shall run through a .225" inside diameter plated steel eyelet in the headrail end cap to minimize wear on the cord and headrail end cap.

Mounting Hardware
Standard mounting shall be accomplished using a 33% glass filled nylon mounting clip designed to match the profile of the headrail allowing the headrail to be "snapped" into place, and be removable.

Tilt Control Knob
Standard tilt control knob shall be a maximum diameter of .500" with serrations around its perimeter to facilitate operation. Tilt knob shall be designed to be fastened to the window using #10 pan head or #8 truss head fasteners.

Many other tilt knob options also available.

Flexible Cables
Flexible cable operators shall be constructed using brass or bronze coated high tensile steel wire wound in four layers to an outside diameter of .130". Brass fittings on the ends of the flexible cables shall not be less than .3125" in diameter. All fittings shall be crimped in six locations onto flexible cables to insure that the fittings will not work loose from the end of the cable under normal use conditions. Exposed cable shall be sheathed in .015" thick weatherstrip grade vinyl. Cables attach to D-shaped steel control rod using #4-40 stainless steel set screws. Standard length of finished cables shall be 6".

Optional fiberglass reinforced cable fittings which are molded directly onto the flexible cables can be specified so that jamb rods can be installed without the use of set screws.

Slip Mechanism
Blind shall be designed with a slip mechanism which will minimize damage due to over tilting the blind. When the blind reaches its closed position and the tilt knob is turned, there will be no damage to the blind or its operational hardware.

The slip mechanism shall be accomplished by utilizing a 33% glass filled nylon tape drum assembly which will minimize discoloration of the ladder cord during long term operation.

Tilt Rod Assembly
The spring-loaded tilt rod assembly within the headrail shall be designed to allow approximately 1" lateral movement of the tilt rod away from the control end of the headrail.

Tape Spacers
Clear plastic tape spacers shall be used on the top slat at all ladder locations to insure proper tilting and alignment of the blind. Clear plastic injection molded tape spacers shall be used to eliminate scratches on the headrail and the second slat.

Continued efforts in product improvement may change specifications.

625 Series

1000 Series

